

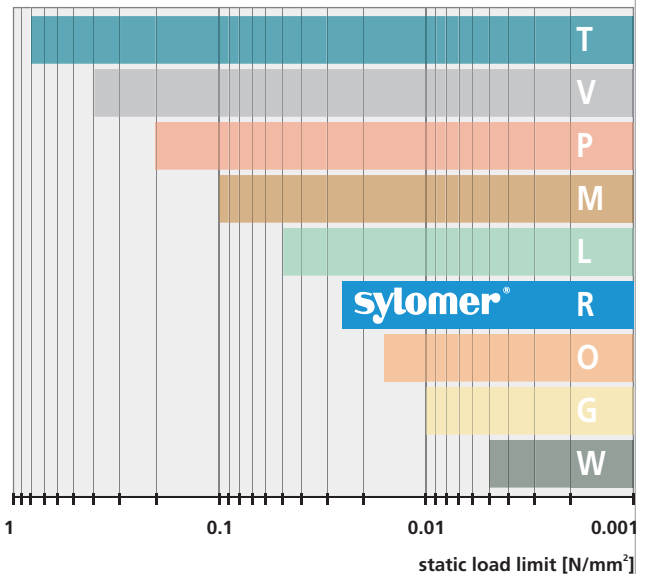
Material: mixed cellular polyurethane
Colour: blue

Area of application: compression load deflection
 (depending on shape factor)
Static load limit: up to 0.025 N/mm² approx. 7%
Operating load range: up to 0.035 N/mm² approx. 20%
 (static plus dynamic loads)
Load peaks: up to 1.0 N/mm² approx. 80%
 (short term, infrequent loads)

Standard dimensions on stock:

thickness: 12.5 mm with Sylomer R12
 25 mm with Sylomer R25
rolls: 1.5 m wide, 5.0 m long
stripes: max 1.5 m wide, 5.0 m long
 other dimensions (also thickness), as well as stamped and molded parts on request

Standard Sylomer range

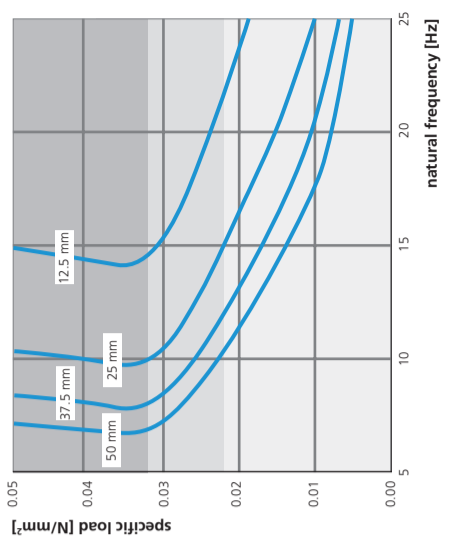
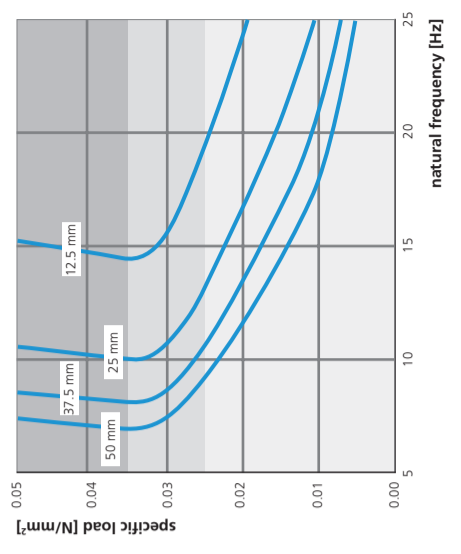


MATERIAL PROPERTIES			test methods	comment
tensile stress at break	0.5	N/mm ²	DIN EN ISO 527-3/5/100*	minimum value
elongation at break	300	%	DIN EN ISO 527-3/5/100*	minimum value
tear strength	2.0	N/mm	DIN 53515*	minimum value
abrasion	770	mm ³	DIN 53516	load 5 N, bottom surface
coefficient of friction (steel)	0.5		Getzner Werkstoffe	dry
coefficient of friction (concrete)	0.7		Getzner Werkstoffe	dry
compression set	< 5	%	EN ISO 1856	50%, 23°C, 70 h, 30 minutes after unloading
static shear modulus	0.07	N/mm ²	DIN ISO 1827*	at static load limit
dynamic shear modulus	0.17	N/mm ²	DIN ISO 1827*	at static load limit
mechanical loss factor	0.21		DIN 53513*	depending on frequency, load and amplitude (reference value)
rebound elasticity	45	%	DIN 53573	tolerance +/- 10%
operating temperature	-30 up to 70	°C		short term higher temperatures possible
flammability	B2		DIN 4102	normal flammable
	B, C and D		EN ISO 11925-2	passed
specific volume resistance	> 10 ¹¹	·cm	DIN IEC 93	dry
thermal conductivity	0.06	W/[m·K]	DIN 52612/1	

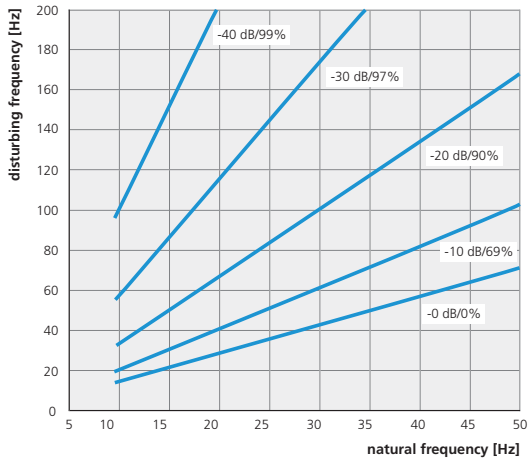
further characteristic values on request
 * tests according to respective standards

All information according to our current state of knowledge.
 All data can be used for calculation and reference values and are subject to usual production tolerances. Subject to modifications and alterations at any time and without prior notice.

37.5 mm

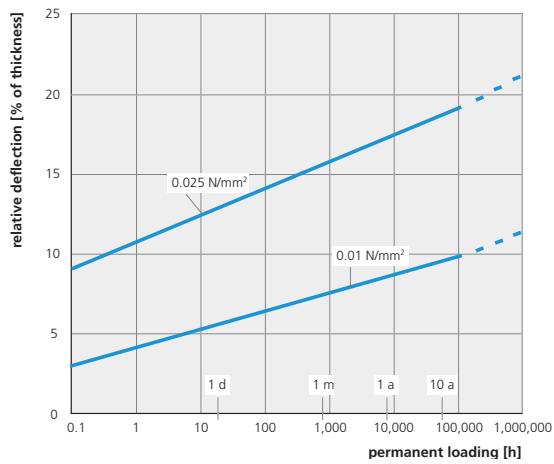


vibration isolation - efficiency



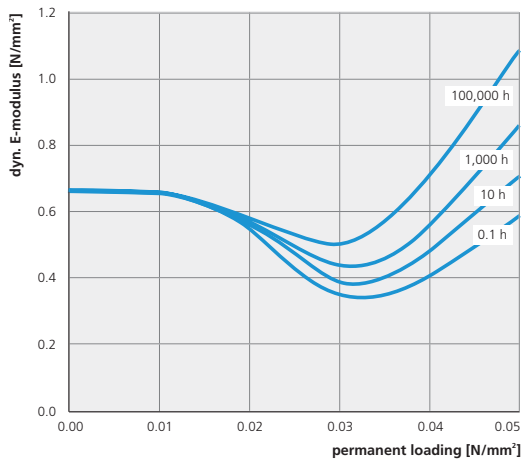
reduction of the transmitted mechanical vibrations by implementation of an elastic bearing consisting of Sylomer R
parameter: factor of transmission in dB, isolation rate in %

creep behaviour



increase in deformation under consistent loading
parameter: permanent loading
 shape factor $q=3$

dynamic E-modulus at long term loading

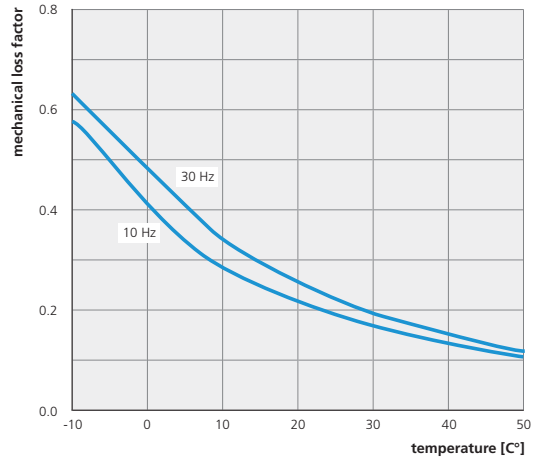
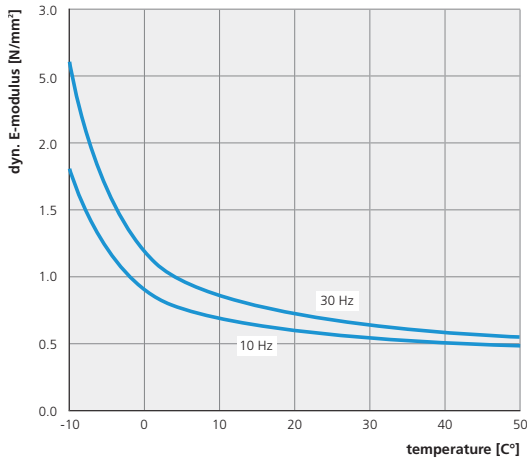


change of dynamic modulus of elasticity under consistent loading
parameter: load duration
 shape factor $q=3$

temperature dependency

DMA-test (Dynamic Mechanical Analysis);

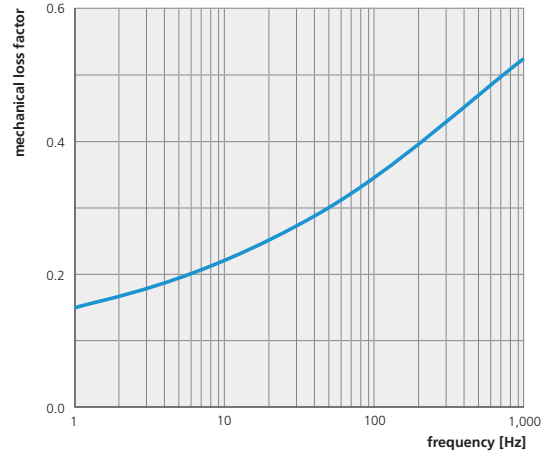
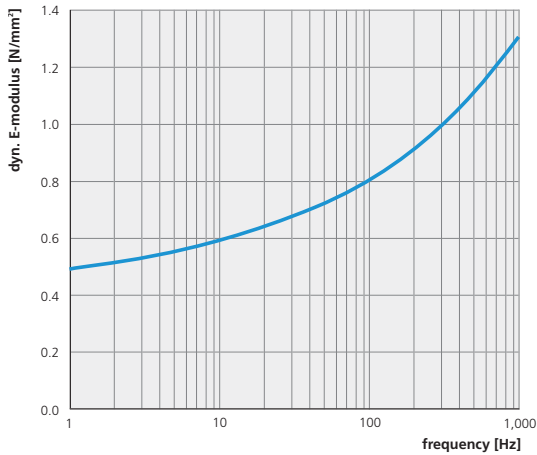
tests within linear area of the load deflection curve, at low specific loads



frequency dependency

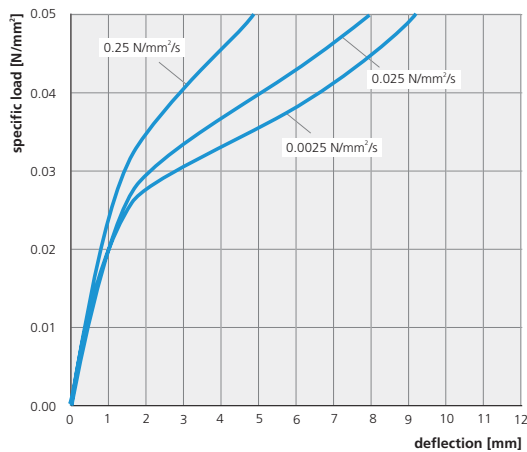
DMA-tests; mastercurve with a reference-temperature of 21°C;

tests within the linear area of the load deflection curve, at low specific loads



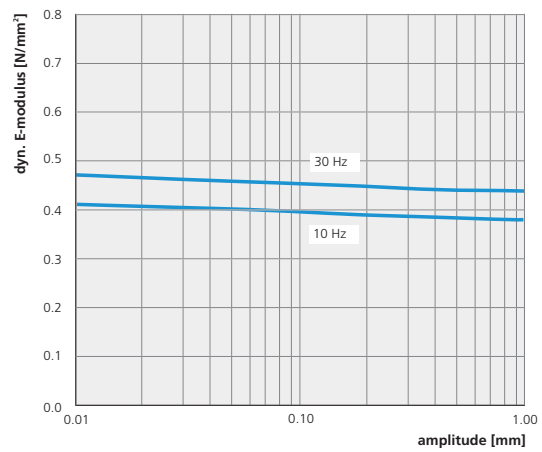
dependency on loading velocity

shape factor: $q=3$, thickness of material 25 mm



dependency on amplitude

preload at static load limit; shape factor: $q=3$, thickness of material 25 mm



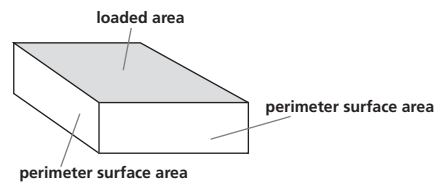
Shape factor

The shape factor is a geometric measure for the shape of an elastomeric bearing defined as the ratio of the loaded area and the area of sum of the perimeter surfaces.

definition:
$$\text{shape factor} = \frac{\text{loaded area}}{\text{perimeter surface area}}$$

for a rectangular shape:
$$q = \frac{l \cdot w}{2 \cdot t \cdot (l+w)}$$

 (l...length, w...width, t...thickness)

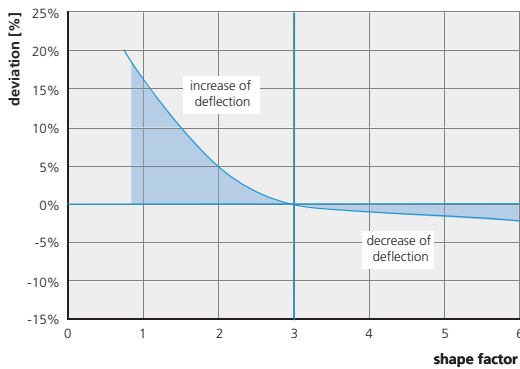


The shape factor has an influence on the deflection and the static load limit respectively.

Elastic Sylomer-bearings are considered as:

- full surface bearing: shape factor > 6
- strip bearing: shape factor between 2 and 6
- point bearing: shape factor < 2

influence of the shape factor on the critical value of the static load limit for homogeneous material reference value: shape factor q=3



influence of the shape factor on the critical value of the static load limit for homogeneous material reference value: shape factor q=3

